



Datos abiertos

Yasodara Córdova (yaso) – W3C Brasil

Uso/Reuso de datos



Uso/Reuso

(A parte que importa)



Impacto



serviços
visualizações

Yasodara Córdova/W3C Brasil
gráfico pode ser reutilizado, modificado ou distribuído desde que citada a fonte

Aplicaciones

Sistemas com dados abertos

Construídos com

- Computação
- Comunicação
- Controle

Serviços + Visualizações

Datos abiertos

Yasodara Córdova (yaso) – W3C Brasil



[Home](#) » [About Us](#)

ABOUT US

[Our Leadership](#)

[Organization Chart](#)

[Offices](#)

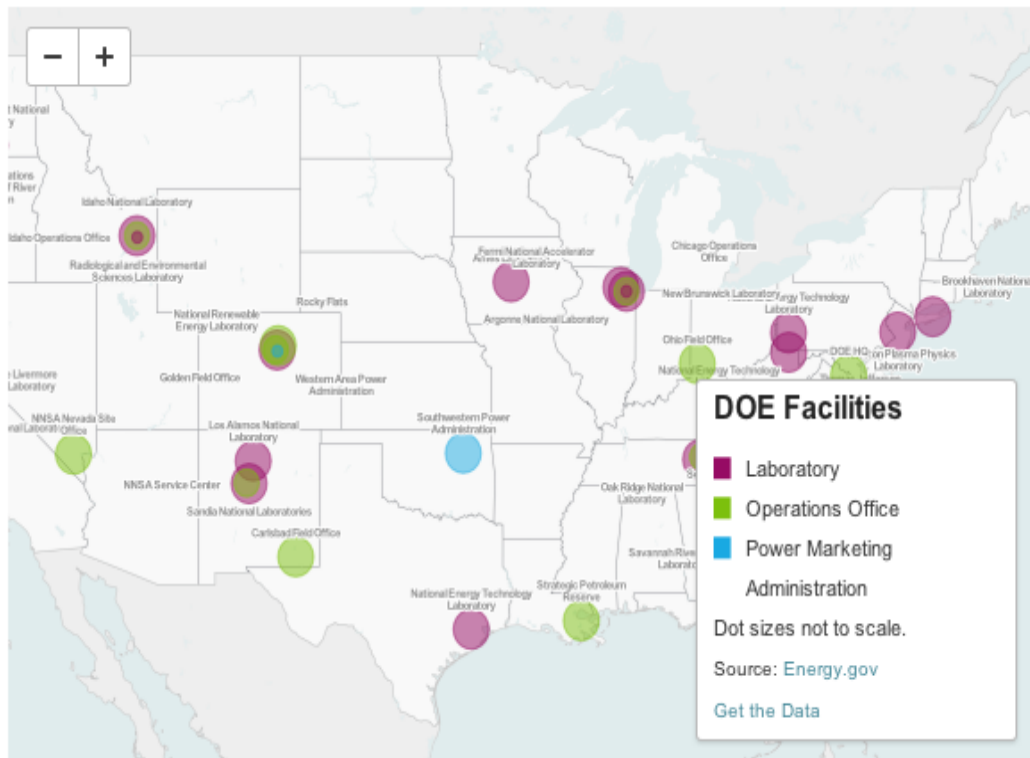
[Budget & Performance](#)

[Web Policies](#)

[Open Government](#)

[Contact Us](#)

[History](#)



OUR MISSION

The mission of the Energy Department is to ensure America's security and prosperity by addressing its energy, environmental and nuclear challenges through transformative science and technology solutions.

[Find out more](#)

WORKING WITH US

The Energy Department's mission speaks to all sectors of the economy. Whether your expertise is in science, technology, engineering, national security, international affairs or business, the Energy Department offers challenging and innovative work environments

[Careers](#)

OUR LEADERSHIP



Secretary of Energy Dr. Steven Chu
[More about Secretary](#)

By E-mail: You can send an email to the Secretary of Energy at The.Secretary@hq.doe.gov

By Phone: 202-586-5000 (Main Switchboard) or use the [National Phone Directory](#)



SEARCH

PUBLIC SERVICES

SCIENCE & INNOVATION

MISSION

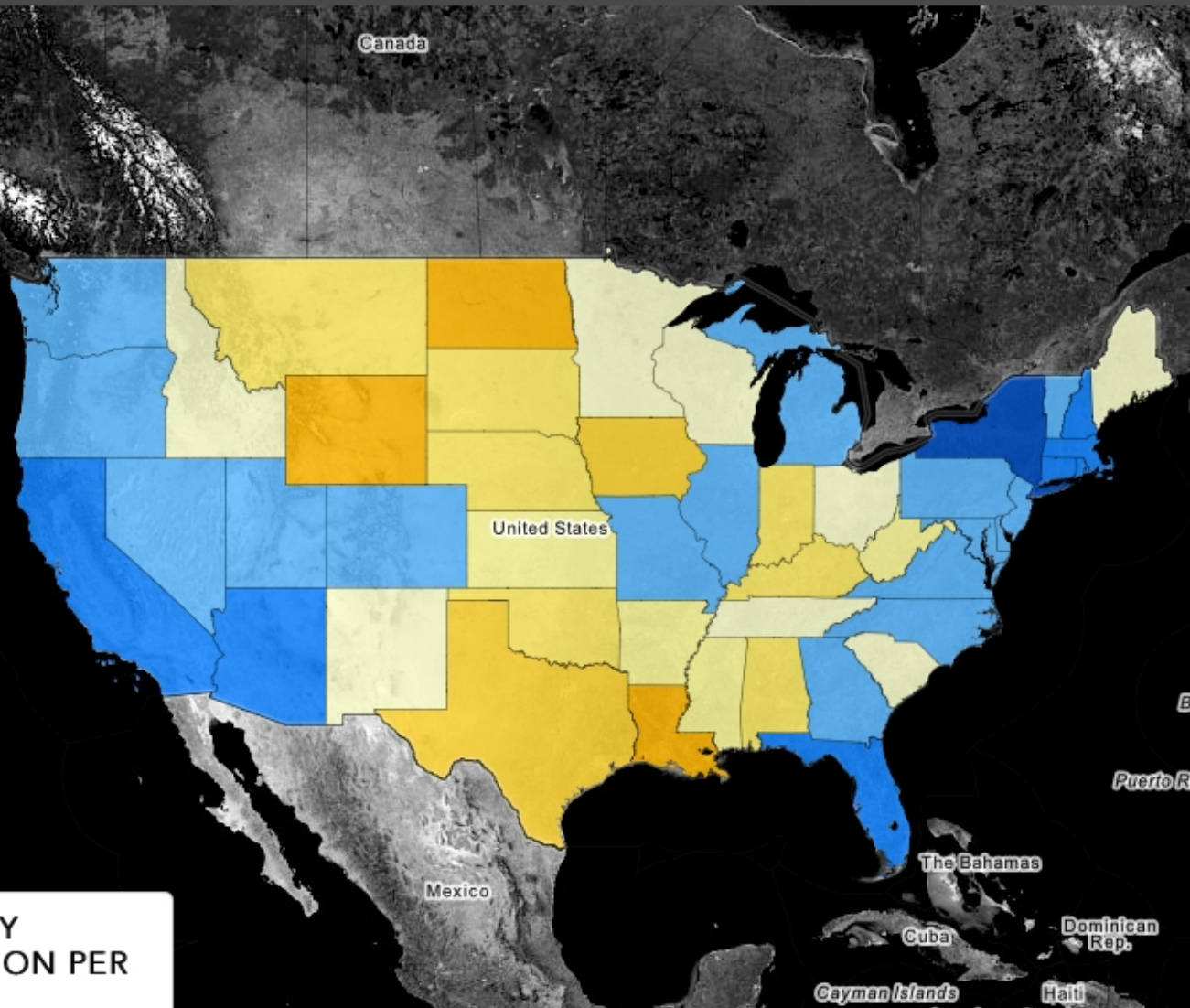

News & Blog

Maps & Data

About Us

For Staff & Contractors

OFFICES ▾



2009 Total Energy Consumption Per Person (Millions of BTUs a Year)

- 150-200
- 200-250
- 250-308
- 308-350
- 350-400
- 400-450
- 450-500
- Greater than 500

US Average: 308 million
 BTUs a Year Source: EIA
 State Energy Data System

2009 ENERGY CONSUMPTION PER PERSON

www.comed.com

Customer Service / Power Outage

English

1-800-EDISON1 (1-800-334-7681)

Español

1-800-95-LUCES (1-800-955-8237)

Hearing/Speech Impaired

1-800-572-5789 (TTY)

Your Usage Profile

13-Month Usage (Total kWh)



Electric Usage

Month	kWh
Dec-09	855
Jan-10	954
Feb-10	637
Mar-10	488
Apr-10	542
May-10	461
Jun-10	534
Jul-10	638
Aug-10	350
Sep-10	469
Oct-10	340
Nov-10	282
Dec-10	809

Average Daily

Account Number **0000000000**

Name Customer Name
 Service Location Service Address
 Phone Number Phone Number

Issue Date December 21, 2010

Meter Information

Read Date	Meter Number	Load Type	Reading Type	Meter Reading		Difference	Multiplier X	Usage
				Previous	Present			
12/21	998127144	General Service	Total kWh	3588 Estimate	4397 Actual	809	1	809

Bill Summary

Previous Balance	\$44.99
Total Payments - Thank You	\$44.99
Amount Due on January 12, 2011	\$106.93

Service from 11/18/2010 to 12/21/2010 - 33 Days

Residential - Single

Electricity Supply Services

\$62.56

Electricity Supply Charge	809 kWh	X	0.07653	61.91
Transmission Services Charge	809 kWh	X	0.00730	5.91
Purchased Electricity Adjustment				-5.26

Delivery Services - ComEd

\$30.71

Customer Charge				8.49
Standard Metering Charge				2.29
Distribution Facilities Charge	809 kWh	X	0.02463	19.93

Taxes and Other

\$13.66

Smart Meter Program				0.42
Environmental Cost Recovery Adj	809 kWh	X	-0.00007	-0.06
Energy Efficiency Programs	809 kWh	X	0.00156	1.26
Franchise Cost				4.29
State Tax				2.67
Municipal Tax				5.06

Total Current Charges

\$106.93



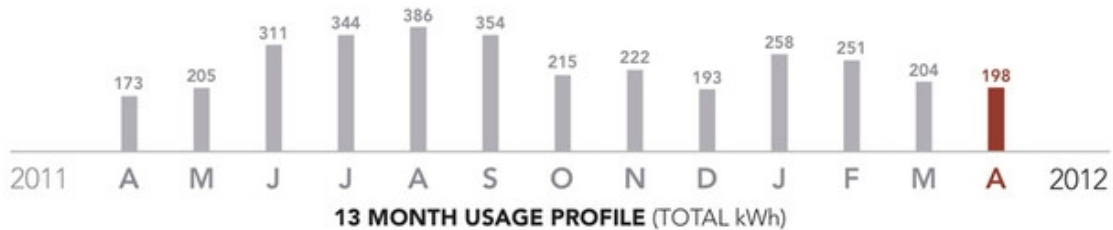
POWER $\frac{2}{1}$ **SWITCH**

Account # 53183900000
 Jack Power
 2100 N Avenue, Chicago
 312-300-1000

Billing Summary
 Previous Balance - PAID \$35.46
Amount Due - May 5, 2012 \$34.72

METER INFO READ DATE: 4/12 (29 Days) METER # 092800000 LOAD TYPE: GENERAL

PRESENT (kWh) PREVIOUS (kWh) MULTIPLIER USAGE
 95477 - 95279 x 1 = **198 kWh**

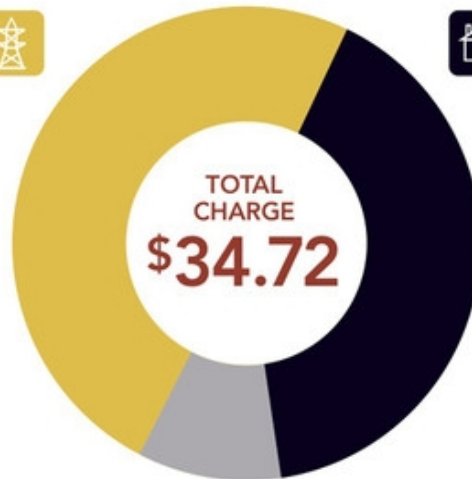


SERVICE INFO RESIDENTIAL - MULTIPLE

"Alternative Supplier"
SUPPLY
\$16.30

Electricity Supply Charge
 198 kWh x 0.06968
13.80
 Transmission Service Charge
 198 kWh x 0.00765
1.51
 Purchased Electricity
 Adjustment
.99

PRICE TO COMPARE
 (0.06968 + 0.00765) x 100
7.73¢



ComEd
DELIVERY
\$15.16

Customer Charge
7.21
 Standard Meter Charge
2.86
 Distribution Facilities Charge
 198 kWh x 0.02444
4.84
 IL Electricity Distribution Charge
 198 kWh x 0.00126
.25

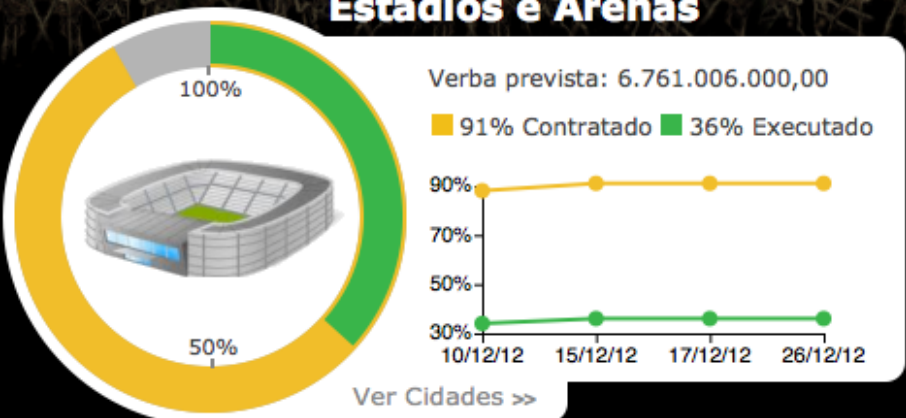


TAX / OTHER
\$3.26

Environmental Cost Recovery Adj
 198 kWh x 0.00027
.05
 Energy Efficiency Programs
 198 kWh x 0.00129
.26
 State Tax **.65**

Abertos
 W3C Brasil

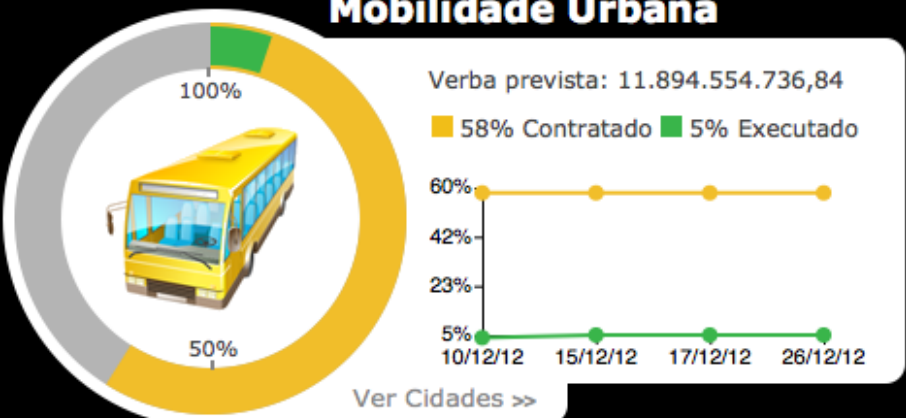
Estádios e Arenas



Aeroportos



Mobilidade Urbana



Desenvolvimento Turístico



Porto

Seguranca




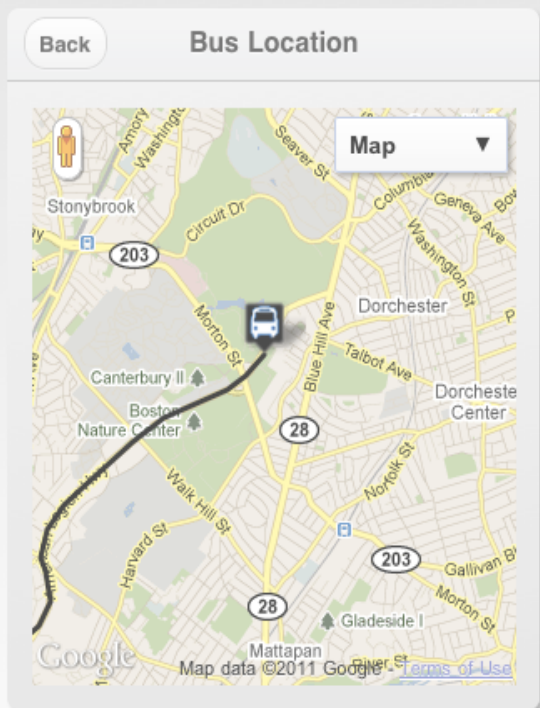
<http://codeforamerica.com>

Datos abiertos

Yasodara Córdova (vase) - W3C Brasil

HERE'S MY SCHOOL BUS

 **BOSTON**
Public Schools
Focus on Children






Where's My School Bus

Real-time school bus locations anytime, anywhere.

Where's My School Bus makes real-time bus information available online for parents and guardians in Boston Public Schools. Your student's bus is displayed on a detailed map, showing both its recent and current location. Waiting at the stop for a late bus? Blizzard got traffic moving at a crawl? Use your smartphone or computer to instantly check the bus location. Tracking your student's bus has never been easier, faster or more accurate.

To Create an Account

Contact the Transportation Department [\(617\) 635-9520](tel:6176359520).
Monday through Friday: 8:30 a.m. - 5:00 p.m.

-  After guardian is verified, BPS operator verbally collects email address of guardian and creates account.
-  You will receive an email containing a link to activate your account. After signing up, guardian can track only the bus numbers in account.
-  To edit or change the bus numbers displayed in the application, you must call BPS.

User Sign In



madewithdata

Datos abiertos

Yasodara Córdova (vaso) – W3C Brasil

EPA

For the first time ever, easily search the EPA's database for information relevant to you and your location.



✓ Which facilities can pollute public water sources?

Where's the closest radiation facility?

ZIP CODE

Submit

CODE *for*
AMERICA

Retrato da Violência Contra a mulher no RS

Denuncie

Soledade

População: 71,504

Idades médias



18



32

Ranking

1^a /35

Período

☀️ 53%

🌙 47%

Ocorrências por ano (2006-04/2012)



Ocorrências

163 / 100 mil hab.

Local



67%



9%



24%

Microrregiões

Soledade

Restinga Seca

Santa Cruz do Sul

Vacaria

Cruz Alta

Santiago

Camaquã

Campanha Ocidental

São Jerônimo

Santo Ângelo

Carazinho

Cachoeira do Sul

Serras de Sudeste

Osório

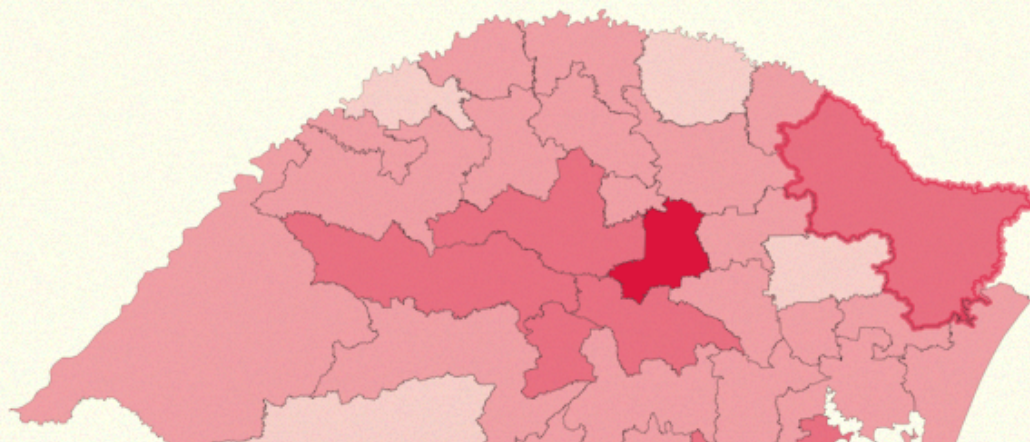
Campanha Meridional

Montenegro

Passo Fundo

Gramado-Canela

Cerro Largo



<http://gastosrs.yatzyhq.com/>

Dados abertos

Gastos RS

Escolha o ano: 2012 - Tarso Genro (PT)



O gr fico acima mostra como   distribuído o dinheiro gasto pelo governo do estado do Rio Grande do Sul.

<http://paraondefoimeudinheiro.org/>

Sobre

Federal ▾

Estadual ▾

Municipal ▾

REDE
NOSSA
SÃO PAULO

Para onde foi o meu dinheiro ?

BETA

Tweet 339

Like 0

ESTADO DE SÃO PAULO



Funções

É o maior nível de agregação das diversas áreas de atuação do setor público. A função está relacionada com a missão institucional do órgão, por exemplo, cultura, educação, saúde, defesa, que guarda relação com os respectivos Ministérios. O primeiro quadro deste sistema apresenta os dados distribuídos nas respectivas funções de governo.

Tri = Trilhões, Bi = Bilhões, Mi = Milhões

Total: R\$ 85.585.440.411,80

Descrição

Total de gastos

Porcentagem nesta visão

<http://seulixo.com>



Home

Cidades


Ajuda com dados

Sobre

Desde que você entrou nesse site, o Brasil coletou

00039g

TONELADAS de lixo!



Os dados abertos são as ferramentas necessárias para a comunidade inferir informações. Informações aplicadas de boas maneiras ajudam o governo inferir soluções.

... e como você pode nos ajudar?

[Cobre o poder público](#)

[Ajude-nos com dados](#)

Usamos dados apenas de 2000 porque não temos dados mais recentes e, ainda assim, os dados de 2000 são apenas das capitais.

Quem somos?

Contato

Bugs



facebook twitter

17/10/13

CEPAL

Canada

cameroon.openspending.org

Datos abiertos



Cameroon Budget Inquirer

Home | About | Why Budget Transparency



fr en

Explore how public money is raised and spent in Cameroon

★ Send in your local council data

What does Cameroon invest in?

National Investment Budget

What are regions investing in?

North-West Investment Budget

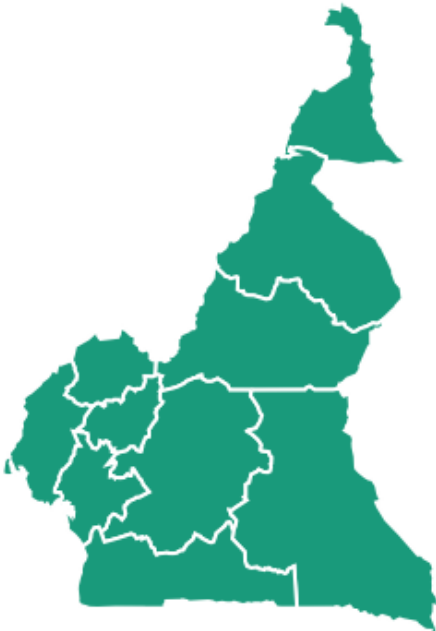
How do councils manage their budgets?

Adamawa Transparency Index

How do councils spend their money?

Tignere Council Budget

Select a region on the map to see budget and survey information related to it.



National Level

National Investment Budget ▶

Region

How does my region spend its funds?

Select a region on the map to see budget and survey information related to it.

The Daily Bread Costs for the British Taxpayer per Day

SALARY
£81,910

SELECT YOUR SALARY

YOUR TAX
£34,823



Where Does My Money Go? is based on [OpenSpending](#), where you can also find the [source data](#).
This is an [Open Knowledge Foundation](#) project, developed with generous support from [Channel 4's 4iP](#).

- [OpenSpending](#)
- [TheDataHub](#)
- [OKFN Labs](#)
- [YourTopia](#)
- [Core team](#)
- [Data sources used on this site](#)
- [Get in touch and contribute](#)
- [Code and making your own](#)
- [Privacy Policy](#)

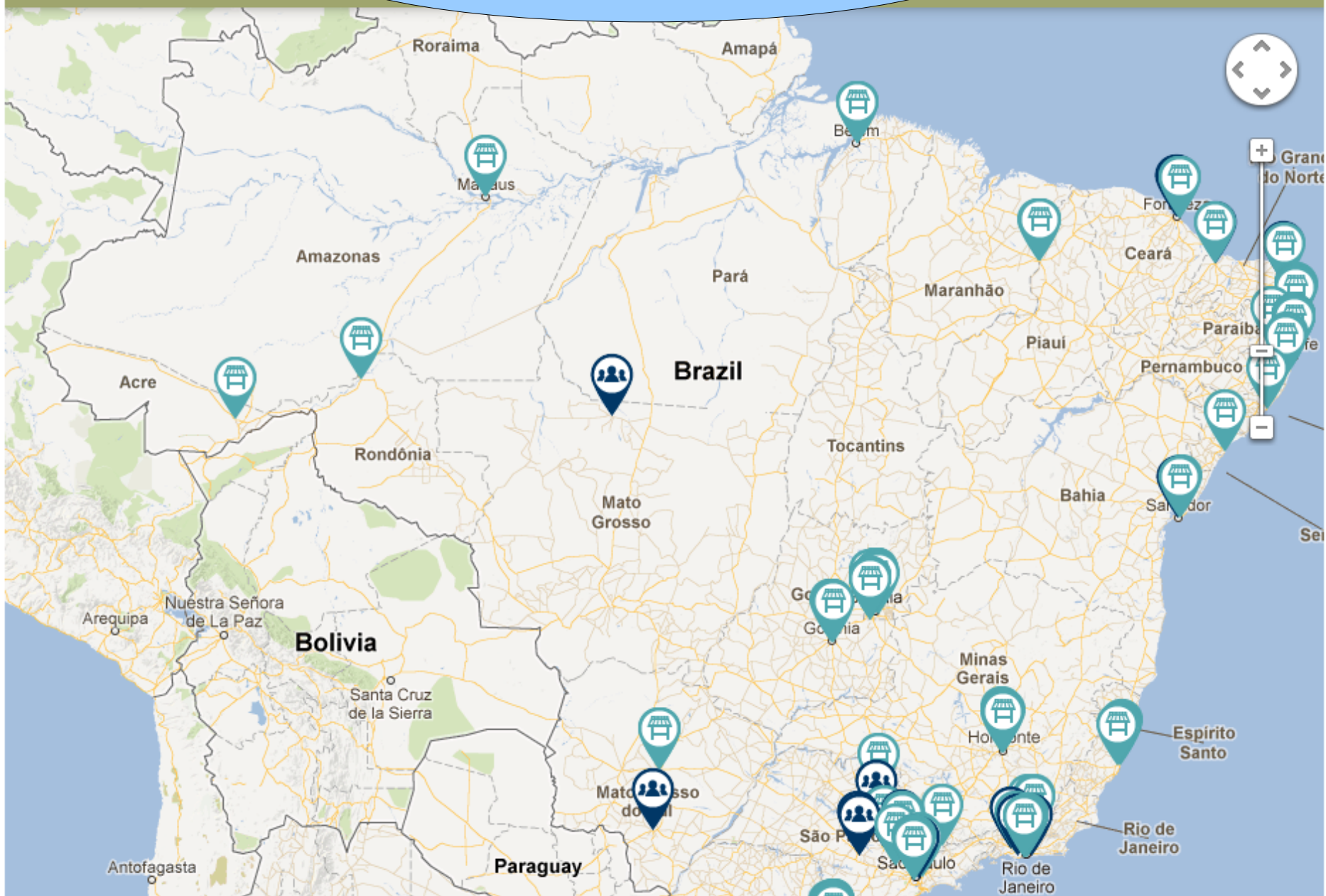
All content, code and data is openly licensed in accordance with the open definition.

[OPEN DATA](#)

<http://www.idec.org.br/feirasorganicas>

Digite seu endereço, cidade ou estado

BUSCAR





Datos abiertos

Yasodara Córdova (yaso) – W3C Brasil

- Dados de qualidade;
- Manutenção no envio de dados;
- Uso de boas APIs;
- Proteção dos dados pessoais;
- Serviços que utilizam **DADOS ABERTOS** e agragam **VALOR** à abertura.
- Serviços que podem provocar **MUDANÇA** ou gerar **NEGÓCIOS**.



Datos abiertos

Yasodara Córdova (yaso) – W3C Brasil

Obrigada,

@yaso

@W3CBrazil

